



PIVOT LINE

TABLE OF CONTENTS

01 PIVOT UNISTYLE	06
02 PIVOT MAXINTEGRO	08
03 PIVOT ARCHILINE	10
04 PIVOT VERTICAL TOUCH	12
05 PIVOT ASYMMETRIX	14
06 PIVOT STELL TOUCH	16
07 PIVOT WOODEC FUSION	18
08 PIVOT LINEO HARMONY	20
09 PIVOT GLASS ELEGANCE	22
10 PIVOT ABU DHABI GOLD	24
10 PWZ PIVOT ABU DHABI ELEGANCE	26
11 PIVOT MODERN WOODCRAFT	28
12 PIVOT DEEP GROOVE	30
13 PIVOT ELEGANT GRIP	32
14 PIVOT SLEEK GLASS	34
15 PIVOT CLASSIC FRAME	36
16 PIVOT CLASSIC ELEGANCE	38
17 PIVOT INNOVATIVE	40

OPEN TO
INNOVATION!

PIVOT LINE



ANOTHER DIMENSION OF DOOR INFILL.

As part of the PIVOT LINE collection, we present the inspiration of aluminum door panels with increased proportions and the highest level of design. Responding to the latest trends, we have prepared a new design dedicated to PIVOT door systems. The structures of this system are characterized by large dimensions and an offset pivot, which gives a monumental and modern effect to the entrance. We have designed 17 models of infills, which with their style and proportions perfectly match this solution and are more and more often used in contemporary door architecture.

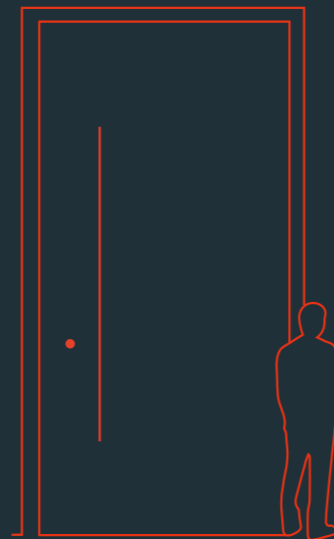
PIVOT LINE door panels not only convince architects with their innovative technology, but mainly with the unique design of the patterns and decorative features of the materials used.

PIVOT DOORS INFILL PARAMETERS


MAXIMUM DIMENSIONS FOR PIVOT DOORS INFILL

MAXIMUM HEIGHT OF DOOR PIVOT 3900 mm


MAXIMUM WIDTH OF THE SHEET 1900 mm




PIVOT DOOR OPENING SCHEME




RIGHT OPENING
OUTWARD



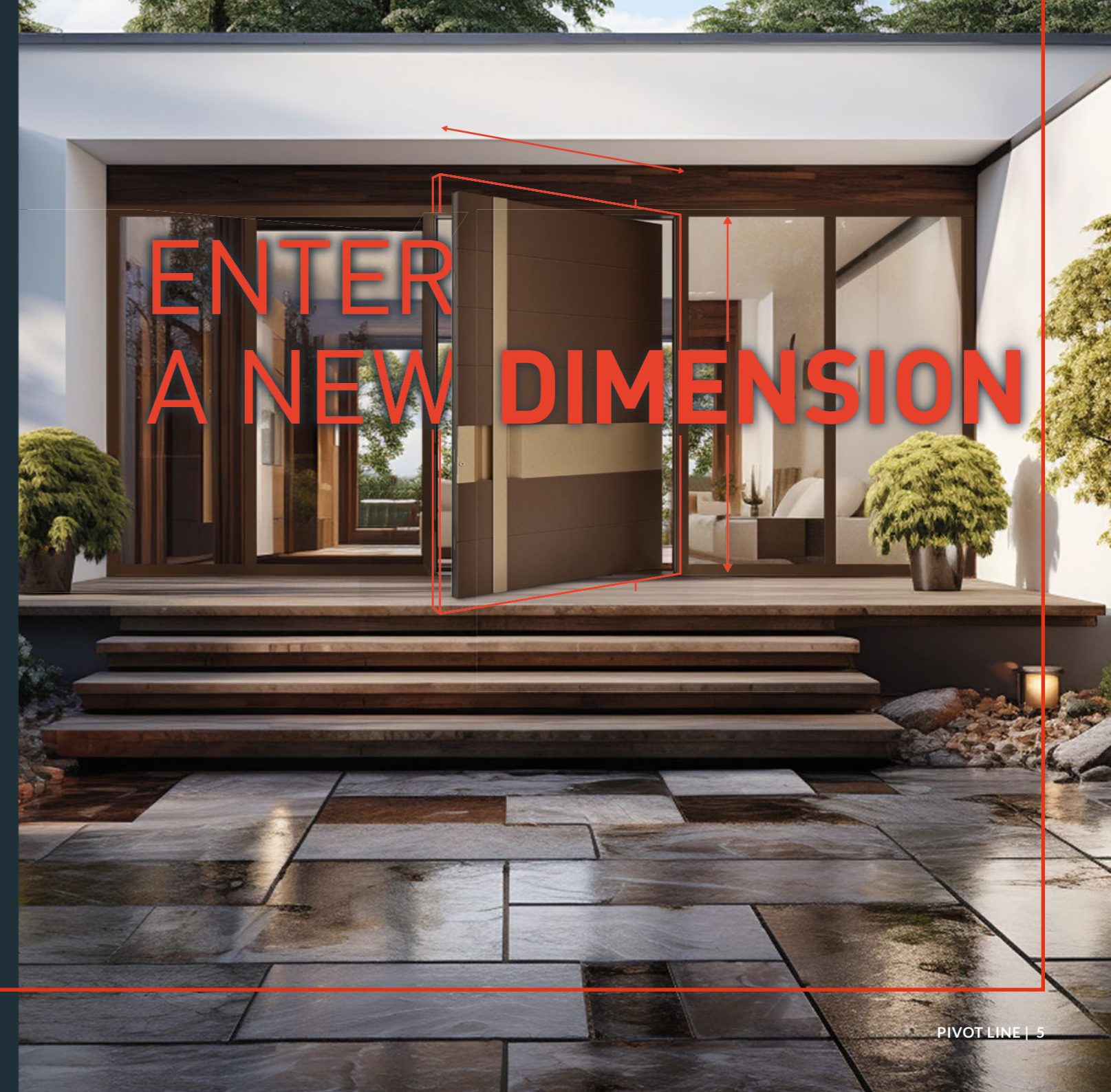
LEFT OPENING
OUTWARD



RIGHT OPENING
INWARD



LEFT OPENING
INWARD



PIVOT 01

01 UNISTYLE

MINIMALIST ELEGANCE

The modern and minimalist PIVOT 01, with its smooth design and no additional applications, is sure to find versatile usage in a variety of elevation styles. The PWZ handle integrated into the panel, with a matching length for high infill dimensions, emphasizes the modern style while being functional.

The possibility of using electronics in the handle makes it a model with a very wide range of applications:

- LED backlighting in the following colors:
cold white, warm white,
- fingerprint reader,
- microswitch.



PIVOT 01

MATERIAL	Aluminium
COLOR	RAL 7016
HANDLE	PWZ integrated with the panel, painted with RAL 7016, L-2200 mm
ROSETTE	RS 20 in black color

PIVOT 02

02 MAXINTEGRO

PANEL WITH AN INNOVATIVE PWZ HANDLE



The PIVOT 02 model, with an innovative opening system, is sure to meet the expectations of the most demanding customers. The design of this aluminum infill, decorated with horizontal, regular milling, is mainly based on the broken plane of the panel, which passes discreetly into a recess that is an integrated door handle.

The modern character of the panel is complemented by the additional option of using electronics in the handle:

- LED backlighting in the following colors:
cold white, warm white,
- microswitch.



PIVOT 02

MATERIAL	Aluminium
COLOR	RAL DB 703 structure
APPLICATIONS	Routing
HANDLE	PWZ 2022 PIVOT painted with RAL DB 703, structure, L-2000 mm
ROSETTE	RS 20 in black color



PIVOT 03

03 ARCHILINE

PANEL WITH PRECISE MILLING

The design of this model in exemplary shades of gray attracts attention with stylish accessories and decorative elements. The finely made regular horizontal milling fits the PIVOT 03 model perfectly into the architecture, especially where horizontal embossing dominates the building elevation or garage door.

It is worth noting that with this infill we have the possibility to use a wider range of handles from our standard offer. We suggested the original square handle PQ WE 26, which provides convenience and comfort of operation, and also enables the use of electronics:

- LED backlighting in the following colors: cold white, warm white,
- fingerprint reader,
- microswitch.



PIVOT 03

MATERIAL	Aluminium
COLOR	RAL 7021
APPLICATIONS	Routing
HANDLE	PQ WE 26 painted with RAL 9005, 40 x 20 mm, L-2000 mm
ROSETTE	RS 20 in black color



PIVOT 04

04 VERTICAL TOUCH

EFFECT OF HORIZONTAL EMBOSSING



PIVOT 04 design is a model, the design of which fits in with modern realizations. Milling on the surface of the door panel is possible thanks to the technology of creating horizontal regular embossing on the aluminum panel. The design is combined with a black vertical PZL handle. Its manufacturing technology allows the handle to be adjusted to the height of the door and mounted in the shape of a bracket with the possibility of using electronics:

- LED backlighting in the following colors: cold white, warm white.



PIVOT 04

MATERIAL	Aluminium
COLOR	RAL 7021
APPLICATIONS	Horizontal routing
HANDLE	PZL matching the door panel height, in RAL 9005, L-3000 mm
ROSETTE	RS 20 in black color

PIVOT 05

05 ASYMMETRIX

IRREGULAR DESIGN WITH A UNIQUE HANDLE



The geometric shape used in the PIVOT 05 model creates an extremely original design for an upscale door. The irregular milling on the door panel, combined with the light color of aluminum, gives this door a distinctive design. The asymmetrical design is an additional asset that fits perfectly into bold designs.

In addition, the attractiveness of this door is emphasized by the PWZ handle integrated into the panel, which has an original break in the middle of its height.

The possibility of using electronics in the handle:

- LED backlighting in the following colors:
cold white, warm white.



PIVOT 05

MATERIAL	Aluminium
COLOR	RAL 7021
APPLICATIONS	Routing
HANDLE	PWZ
ROSETTE	RS 20 painted with RAL 9007

PIVOT 06

06 STELL TOUCH

METALLIC ELEGANCE WITH BLACK ACCENTS

The PIVOT 06 model stands out for the unique colors of the material used. Metallic colors harmoniously combine with shades of rust, bronze and black, creating unusual transitions. The quartz sinter used on the door panel looks exceptionally elegant, thanks to its precise finish and double gloss effects. The exterior doors with this pattern are not only durable and weather-proof but also easy to clean.

It is worth noting that this design is subtly combined with black applications, such as 3D bars and a black square PS 10 CD handle.

The possibility of using electronics in the handle:

- LED backlighting in the following colors: cold white, warm white,
- fingerprint reader,
- touch sensor,
- microswitch.



PIVOT 06

MATERIAL	Aluminum Quartz sinter
COLOR	RAL 9005 Steel
APPLICATIONS	Black applications 6 x 6 mm
HANDLE	PS 10 CD painted with RAL 9005, L ~1200 mm
ROSETTE	RS 20 in black color



PIVOT 07

07 WOODEC FUSION

PANEL WITH UNIQUE VENEER
AND A FUNCTIONAL HANDLE

When designing the PIVOT 07 model, we were inspired by popular trends in door woodwork and trendy Woodec veneers. Wood-like colors are very popular and offer numerous design possibilities. In the case of this model, we opted for the unique Woodec Alpine veneer, which has been differentiated both in terms of grain layout (horizontally and vertically) and enriched with elegant applications in black.

In addition, the suggested PWZ handle allows integration with electronics, which increases the functionality of this model:

- LED backlighting in the following colors:
cold white, warm white,
- fingerprint reader,
- microswitch.



PIVOT 07

MATERIAL	Aluminum
COLOR	RAL 9005 Woodec Alpine
APPLICATIONS	Chamfered in color 9005
HANDLE	PWZ painted with RAL 9005, L-800 mm
ROSETTE	RS 20 in black color





PIVOT 08

08 LINEO HARMONY

THE ELEGANCE OF VERTICAL LINES

Vertical lines with a regular pattern on the door panel of the PIVOT 08 model create a composition that exudes harmony and depth. The 3D fins in the fashionable shade of Winchester, placed on the black aluminum infill surface, met our highest design expectations.

The unique design of this model is highlighted by the integrated PZV handle placed along the full height of the infill. Perfectly blended into the composition of the slats, it makes the set a coherent and functional design.



PIVOT 08

MATERIAL	Aluminum
COLOR	RAL 9005 Woodec Alpine
APPLICATIONS	Vertical 3D fins in dekoral Winchester colour
HANDLE	PZV L – 3000 mm integrated with the panel in RAL 9005
ROSETTE	RS 20 in black color



PIVOT 09

09 GLASS ELEGANCE

BLACK HARMONY OF GLASS

The possibilities offered by glass are practically endless, which is why in the case of the PIVOT 09 model we opted for a form made of a huge sheet of black glass. This is a unique solution that works well in large buildings with monumental designs, as well as in small detached houses. The panel made of black glass delights with its harmony of colors and blends perfectly with its surroundings. Its unique appearance perfectly harmonizes with the luxurious decor and details in the interior of the house. An additional advantage is practicality – the glass is easy to clean and resistant to weather conditions.

This door model is equipped with an integrated PWZ handle, which reinforces the minimalist and elegant character of the presented design.

The possibility of using electronics in the handle:

- LED backlighting in the following colors: cold white, warm white,
- fingerprint reader,
- microswitch.



PIVOT 09

MATERIAL	Lacquered glass
COLOR	Black
HANDLE	PWZ in RAL 9005 color, L-2200 mm
ROSETTE	61421 in black color

PIVOT 10

10 ABU DHABI GOLD


EXCLUSIVE QUARTZ SINTER PANEL WITH GOLD-COLORED HANDLE

Our exclusive door panel proposal is based on the use of unique quartz sinter. Gold patterns incorporated into the surface of the infill, impressively shine on a delicate white background with a satin finish. The model was designed in two versions to inspire architects to create individual combinations on exterior doors.

The first version of the PIVOT 10 presents a design with decorative Abu Dhabi White sintering, enhanced by a vertical gold PS 10 handle.

The possibility of using electronics in the handle:

- LED backlighting in the following colors:
cold white, warm white,
- microswitch.



PIVOT 10

MATERIAL	Quartz sinter
COLOR	ABU DHABI WHITE
HANDLE	PS 10 in golden color
ROSETTE	RS 20 in golden color



PIVOT 10PWZ


10PWZ ABU DHABI ELEGANCE

COMBINATION OF DECORATIVE QUARTZ SINTERING WITH A MINIMALIST HANDLE

The PIVOT 10 PWZ is the second version of the infill using quartz sinter with distinctive golden patterns. In the presented model, we suggest using Abu Dhabi White sinter integrated with white PWZ handle, which gives the possibility to use electronics. This solution gives a more austere character to this model, as well as increases functionality through modern amenities.

The possibility of using electronics in the handle:

- LED backlighting in the following colors: cold white, warm white,
- fingerprint reader,
- microswitch.



PIVOT 10 PWZ

MATERIAL	Quartz sinter
COLOR	ABU DHABI WHITE
HANDLE	PWZ mm painted with RAL 9016, L-2200 mm
ROSETTE	RS 20 in white color



PIVOT 11

11 MODERN WOOD CRAFT

MODERN PANEL WITH WOOD-LIKE FINISH

The wood-like varnish in the color of natural oak on the PIVOT 11 model looks extremely impressive, thanks to the increased dimensions of the infill. This design was created not only for lovers of classics, but also for those looking for modern and austere designs for the elevations of their homes. Due to the color scheme used, this model resembles a wooden door. Decorated with delicate applications and a modern handle PWZ2022 in shades of black, it gains a modern and elegant character that is sure to appeal to many customers.

The possibility of using electronics in the handle:

- LED backlighting in the following colors: cold white, warm white,
- microswitch.



PIVOT 11

MATERIAL	Aluminium
APPLICATIONS	Black applications 6 x 6 mm
COLOR	Decoral Natural Oak
HANDLE	PWZ 2022 painted with RAL 9005, L-500 mm
ROSETTE	RS 20 in black color



PIVOT 12

12 DEEP GROOVE

INFILL WITH VERTICAL MILLING

The PIVOT 12 model presents deep milling, set perpendicular to the floor surface. This pattern, characterized by a unique texture, is also distinguished by its decorative design, thanks to being equipped with an elegant round handle. The unusual pattern in a deep shade of black can be adapted to any RAL color scheme, making it easy for customers to match this model with the color of the elevation.



PIVOT 12

MATERIAL	Aluminium
APPLICATIONS	Routing
COLOR	RAL 9005
HANDLE	PZ10 in RAL 9005
ROSETTE	RS 20 in black color



PIVOT 13

13 ELEGANT GRIP

MINIMALIST PANEL WITH A HARMONIOUS HANDLE

The PIVOT 13 model was created with a distinct touch in the form of a handle, which harmoniously blends with the color of the infill, adding to its elegance. This design is an expression of minimalist design, which is achieved by creating an even larger, flat surface of the door panel in deep black.

The PZD handle has been installed at the full height of the door leaf, which not only gives the door a unique look, but also provides convenience in use. A distinctive touch is the inset in the handle made of natural oak, so the door fits very well into designs using wood-like elevation materials.

The possibility of using electronics in the handle:

- LED backlighting in the following colors: cold white, warm white,
- microswitch.



PIVOT 13

MATERIAL	Aluminium
COLOR	RAL 9005
HANDLE	PZD matching the door panel height in RAL 9005 with an natural oak insert
ROSETTE	RS 20 in black color



PIVOT 14

14 SLEEK GLASS

MINIMALIST DESIGN WITH GLASS

The PIVOT 14 model magnetizes with a minimalist design that looks great on the extended surface of the door panel. In this design, we focused on creating a high, vertical glazing, which is finished with subtle milling at the top and bottom.

This model gives the possibility of using more handle options from our standard range. We suggested the PQ10 40x20 handle, which has the ability to mount a wide range of electronics:

- LED backlighting in the following colors: cold white, warm white,
- fingerprint reader,
- microswitch.



PIVOT 14

MATERIAL	Aluminium
COLOR	RAL 7016
APPLICATIONS	ROUTING
GLAZING	Satinovo
HANDLE	PQ10 40x20mm, stainless steel, L-2200 mm
ROSETTE	RS 20 in RAL7016 color




PIVOT 15

15 CLASSIC FRAME

PANEL WITH A CLASSIC DESIGN
AND DECORATIVE HANDLE

The design of the PIVOT 15 model is based on the concept of a classic design with impressive dimensions. The arrangement of coffers with decorative frames refers to the traditional design of wooden doors.

This model is presented in a universal gray color, which perfectly matches the distinctive touch of the gold horizontal decorative handle. It is dedicated to both modern and classic building architecture.



PIVOT 15

MATERIAL	Aluminium
COLOR	RAL DB 703
APPLICATIONS	Classic style aluminum frame, routing
HANDLE	PZ12 in gold color
ROSETTE	RS 20 in DB 703 color



PIVOT 16

16 CLASSIC ELEGANCE

CLASSIC FRAME AND GOLD DETAILS

The PIVOT 16 is a door panel in an intense shade of green. The space of the door infill is highlighted by a classic frame of an exceptionally large size.

Dedicated to prestigious elevations and classic architecture, this model was further decorated with gold elements, an elegant handle and a knocker. These stylish details have been perfectly integrated into the door panel, giving it a unique character.



PIVOT 16

MATERIAL	Aluminium
COLOR	RAL 6005
APPLICATIONS	Classic style aluminium frames
HANDLE	PZ11 in gold color
KNOCER	in gold color
ROSETTE	393882 in gold color

PIVOT 17



17 INNOVATIVE

ELEGANT COMBINATION OF TECHNOLOGIES

The PIVOT 17 is a model that combines several decorative elements in a single model, the design of which is based on high-tech solutions. We used elegant horizontal milling and a subtle recess in the plane of the panel, which, combined with a vertical raised application, form an original and functional door handle.

The color scheme of this model is inspired by the natural colors of the soil. The design is presented in VIP colors, which are new in the offer – a shade of brown combined with a lighter metallic structure will attract attention and will be popular among fans of unconventional solutions.

The possibility of using electronics in the handle:

- LED backlighting in the following colors: cold white, warm white.



PIVOT 17

MATERIAL	Aluminium
COLOR	VIP Rustico
APPLICATIONS	Routing, vertical and horizontal application in VIP Amber color
HANDLE	Integrated in VIP Amber color, L-400 mm
ROSETTE	RS 20 in Amber color



DINDECOR 



www.dindecor.com



PIVOT LINE DOOR INFILL PANEL CATALOGUE | 2023 EDITION

www.dindecor.com